

How to set up your email on your iPad or iPhone

Click on **Settings**.

Go to
Mail, Contacts, Calendars

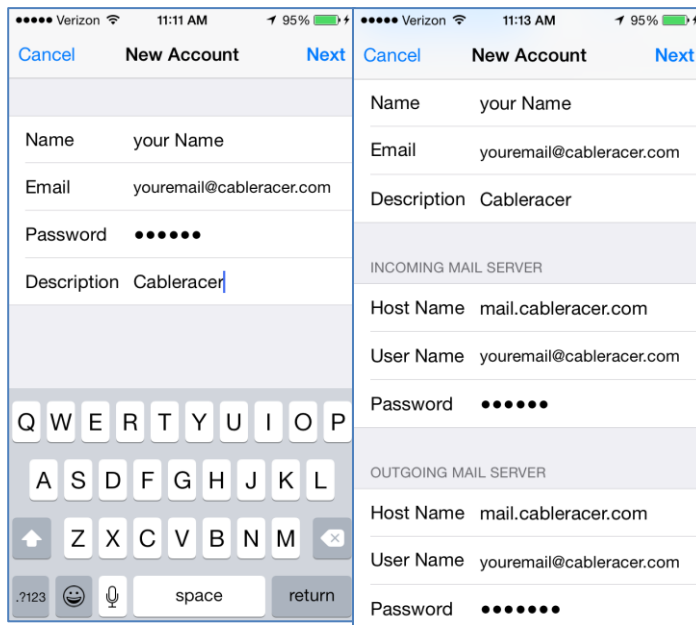

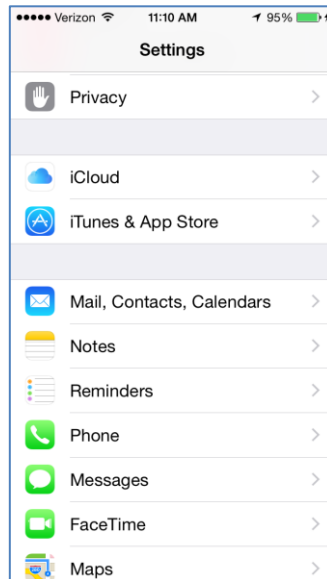
Click on
Add Mail Account

Choose: **Other**

Enter your info as shown below.

Click **Next**, account will **Verify**. Note: You may get an error the first time you go through the Verifying, Click Continue.

Click **Save** on the next screen.



Final step. Go back to Settings> Mail, Contact, Calendars>, Click on your Cableracer email>, click on Outgoing Mail Server SMTP > Click on mail.cableracer.com >, change settings as pictured.

